



Concert Choir Virtual Learning

High School Piano

May 19, 2020



High School Concert Choir

Lesson: May 19, 2020

Objective/Learning Target: Students will be able to learn and play new scales- B, Db, Gb, and F#

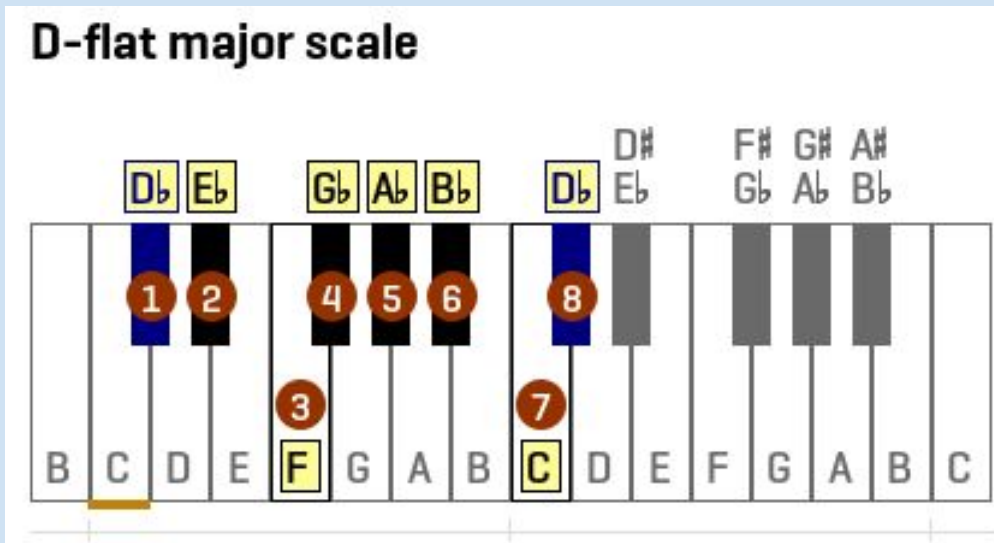
BELL WORK

- Go to <https://www.musictheory.net/exercises/keysig>
- Review your key signatures
 - Reminder:
 - Order of Flats: BEADGCF
 - Order of Sharps: FCGDAEB
- Review scales: C, G, F, D, Bb, Eb, A, E, and Ab



NEW SCALE- KEY OF D_b MAJOR

- Go to virtualpiano.net
- The key of D_b Major has five flats... B_b, E_b, A_b, D_b, and G_b
- The scale is:
 - D_b, E_b, F, G_b, A_b, B_b, C, D_b
 - Find the whole and half steps
 - W W H W W W H
- Play through the scale a couple times



PRACTICE IN D_b MAJOR

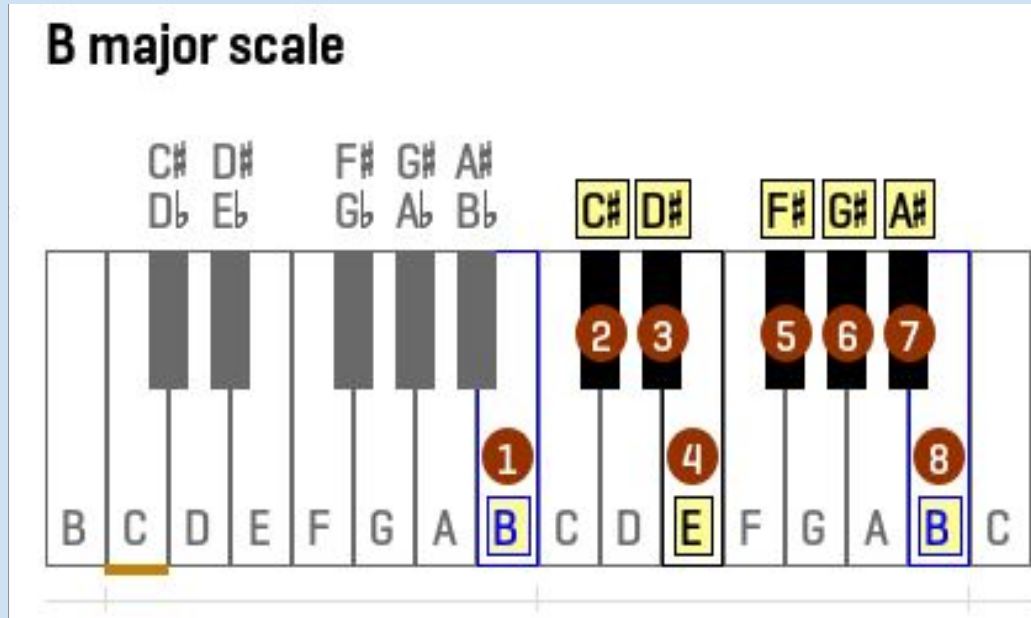
Clap the rhythm and identify the note names

Keep a steady beat and play it through a couple of times

The image shows a musical score for a practice exercise in D_b major, 4/4 time. The score consists of two staves: a treble clef staff and a bass clef staff. The key signature has four flats (B_b, E_b, A_b, D_b). The melody in the treble staff starts with a quarter rest, followed by quarter notes D_b4, E_b4, F_b4, G_b4, and A_b4. The bass line in the bass staff starts with a quarter note D_b3, followed by quarter notes E_b3, F_b3, G_b3, and A_b3. The melody continues with a half note B_b4, followed by quarter notes C_b5, D_b5, E_b5, and F_b5. The bass line continues with a half note B_b3, followed by quarter notes C_b4, D_b4, E_b4, and F_b4. The melody concludes with a half note G_b4, followed by quarter notes A_b4 and B_b4. The bass line concludes with a half note G_b3, followed by quarter notes A_b3 and B_b3. Fingerings are indicated above the notes: '2' above the first B_b4, '3' above the first C_b5, and '4' above the first G_b4. The piece ends with a double bar line.

NEW SCALE- B MAJOR

- The key of B Major has five sharps... F#, C#, G#, D#, A#
- The scale is:
 - B, C#, D#, E, F#, G#, A#, B
 - Find the whole and half steps
 - W W H W W W H
- Play through the scale a couple times



PRACTICE IN B MAJOR

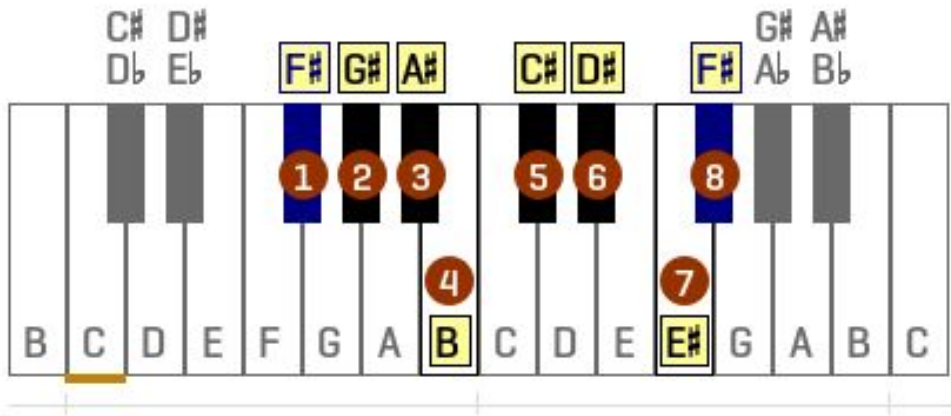
Clap the rhythm and identify the note names

Keep a steady beat and play it through a couple of times

The image shows a musical score for a practice exercise in B Major, 3/4 time. The score is written on two staves: a treble clef staff on top and a bass clef staff on the bottom. The key signature is B Major, indicated by five sharps (F#, C#, G#, D#, A#). The time signature is 3/4. The melody consists of quarter notes in the treble staff and quarter notes in the bass staff. The notes in the treble staff are B4, C5, D5, E5, F#5, G5, A5, B5. The notes in the bass staff are B2, C3, D3, E3, F#3, G3, A3, B3. The rhythm is a simple quarter-note pattern. Above the treble staff, the numbers 2, 3, and 4 are placed above the second, third, and fourth measures respectively, indicating fingerings for the notes. The piece ends with a double bar line.

NEW SCALE: F# MAJOR

F-sharp major scale



- The key of F# Major has six sharps... F#, C#, G#, D#, A#, E#
- The scale is:
 - F#, G#, A#, B, C#, D#, E#, F#
 - Find the whole and half steps
 - W W H W W W H
 - E# is on a white key
- Play through the scale a couple times

PRACTICE IN F# MAJOR

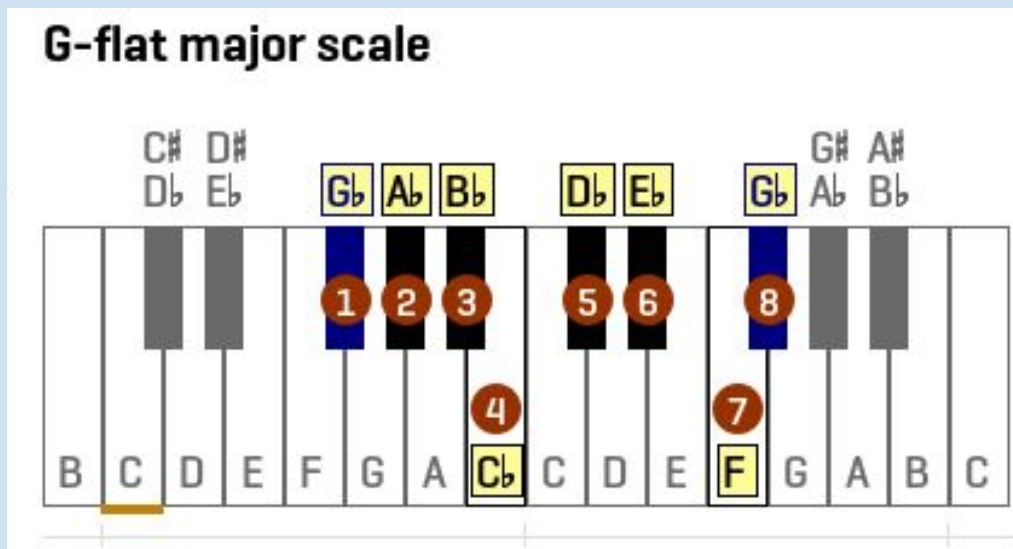
Clap the rhythm and identify the note names

Keep a steady beat and play it through a couple of times

The image shows a musical score for a practice exercise in F# major, 3/4 time. The score consists of two staves: a treble clef staff and a bass clef staff. The key signature is F# major, indicated by five sharps (F#, C#, G#, D#, A#). The time signature is 3/4. The melody in the treble clef starts with a quarter rest, followed by a quarter note on D5 (fingered 2), a quarter note on E5 (fingered 3), a quarter note on F#5 (fingered 4), a quarter note on G5 (fingered 2), a quarter note on A5 (fingered 3), a quarter note on B5 (fingered 4), and a quarter note on C6 (fingered 2). The bass line in the bass clef starts with a quarter rest, followed by a quarter note on D4 (fingered 2), a quarter note on E4 (fingered 3), a quarter note on F#4 (fingered 4), a quarter note on G4 (fingered 2), a quarter note on A4 (fingered 3), a quarter note on B4 (fingered 4), and a quarter note on C5 (fingered 2). The piece ends with a double bar line.

NEW SCALE: G \flat MAJOR

- The key of G \flat Major has six flats... B \flat , E \flat , A \flat , D \flat , G \flat , C \flat
- The scale is:
 - G \flat , A \flat , B \flat , C \flat , D \flat , E \flat , F, G \flat
 - Find the whole and half steps
 - W W H W W W H
 - C \flat is on a white key
- Play through the scale a couple times



PRACTICE IN G \flat MAJOR

Clap the rhythm and identify the note names

Keep a steady beat and play it through a couple of times

The image shows a musical score for a practice exercise in G \flat Major, 4/4 time. The score consists of two staves: a treble clef staff (top) and a bass clef staff (bottom). The key signature has four flats (B \flat , E \flat , A \flat , D \flat), and the time signature is 4/4. The melody in the treble staff starts with a half note G \flat (B \flat), followed by quarter notes A \flat (C \flat) and B \flat (D \flat). The second measure contains a quarter note C \flat (E \flat), a quarter note D \flat (F \flat), and a quarter note E \flat (G \flat) with a finger number '2' above it. The third measure contains a quarter note F \flat (A \flat), a quarter note G \flat (B \flat), and a quarter note A \flat (C \flat) with a finger number '3' above it. The fourth measure contains a quarter note B \flat (D \flat), a quarter note C \flat (E \flat), and a half note D \flat (F \flat) with a finger number '4' above it. The bass line in the bass staff starts with a half note G \flat (B \flat), followed by quarter notes A \flat (C \flat) and B \flat (D \flat). The second measure contains a quarter note C \flat (E \flat), a quarter note D \flat (F \flat), and a quarter note E \flat (G \flat). The third measure contains a quarter note F \flat (A \flat), a quarter note G \flat (B \flat), and a quarter note A \flat (C \flat). The fourth measure contains a quarter note B \flat (D \flat), a quarter note C \flat (E \flat), and a half note D \flat (F \flat).

MORE PRACTICE IN NEW KEYS

1. Identify the key signature and time signature
2. Count and clap rhythm
3. Identify starting note name
4. Scan exercise for leaps
5. Play through the exercise
6. Work on any trouble spots

The image shows a musical score for a practice exercise. It consists of two staves: a treble clef staff on top and a bass clef staff on the bottom. The key signature is D minor, indicated by two flats (Bb and Fb) on the treble staff and one flat (Bb) on the bass staff. The time signature is 4/4, shown as a '4' over and under the staff. The music is marked with a dynamic of *mf* (mezzo-forte). The exercise is divided into four measures, each starting with a fermata. The notes in each measure are: Measure 1: D4, E4, F4, G4; Measure 2: A4, Bb4, C5, D5; Measure 3: E5, F5, G5, A5; Measure 4: Bb5, C6, D6, E6. The final note of each measure is a dotted half note.

MORE PRACTICE IN NEW KEYS

1. Identify the key signature and time signature
2. Count and clap rhythm
3. Identify starting note name
4. Scan exercise for leaps
5. Play through the exercise
6. Work on any trouble spots

A musical score for a practice exercise in E major (three sharps) and 3/4 time. The score consists of two staves: a treble clef staff on top and a bass clef staff on the bottom. The key signature is E major (three sharps: F#, C#, G#) and the time signature is 3/4. The piece begins with a mezzo-piano (*mp*) dynamic marking. The melody in the treble staff starts on E4, followed by a quarter rest, then a quarter note G4, a quarter note A4, a quarter note B4, a quarter note C5, a quarter note B4, a quarter note A4, a quarter note G4, and finally a dotted quarter note E4. The bass staff starts on E3, followed by a quarter rest, then a quarter note G2, a quarter note A2, a quarter note B2, a quarter note C3, a quarter note B2, a quarter note A2, and finally a dotted quarter note E2. Above the treble staff, the numbers 2, 3, and 4 are placed above the second, third, and fourth measures respectively, indicating a counting sequence. The piece concludes with a double bar line.

MORE PRACTICE IN NEW KEYS

1. Identify the key signature and time signature
2. Count and clap rhythm
3. Identify starting note name
4. Scan exercise for leaps
5. Play through the exercise
6. Work on any trouble spots

A musical score for a piano exercise in E major (three sharps) and 3/4 time. The score consists of two staves: a treble clef staff and a bass clef staff. The key signature is E major (three sharps: F#, C#, G#) and the time signature is 3/4. The piece begins with a piano (*p*) dynamic marking. The melody in the treble staff starts on E4, followed by a quarter rest, then a quarter note G4, a quarter note A4, a quarter note B4, a quarter note C5, a quarter note B4, a quarter note A4, a quarter note G4, and a quarter note E4. The bass staff starts on E3, followed by a quarter rest, then a quarter note G3, a quarter note A3, a quarter note B3, a quarter note C4, a quarter note B3, a quarter note A3, a quarter note G3, and a quarter note E3. Above the treble staff, the numbers 2, 3, and 4 are placed above the second, third, and fourth measures respectively, indicating fingerings for the notes. The piece concludes with a double bar line.

MORE PRACTICE IN NEW KEYS

1. Identify the key signature and time signature
2. Count and clap rhythm
3. Identify starting note name
4. Scan exercise for leaps
5. Play through the exercise
6. Work on any trouble spots

The image shows a musical score for a piano exercise. It consists of two staves: a treble clef staff on top and a bass clef staff on the bottom. The key signature is B-flat major (two flats: B-flat and E-flat), and the time signature is 3/4. The music begins with a dynamic marking of *f* (forte). The melody in the treble staff starts on G4 and moves up stepwise to D5, then descends. The bass line starts on G3 and moves up stepwise to D4, then descends. Fingerings are indicated by numbers 2, 3, and 4 above the notes. The piece concludes with a double bar line and a fermata over the final note.

ONLINE RESOURCES

To help you find your pitch:

- [Virtualpiano.net](https://virtualpiano.net)
- <https://pitchpipe.app/#/>
- Apps for phones
 - Pitch Perfect
 - The Piano

- Sightreadingfactory.com
 - For additional practice!
- Musictheory.net
 - To practice key signatures and note naming

